


PoliDent

 since 1958

PoliDent

 **CAD CAM DISCS**





Cad-Cam discs

High quality.


Time saving.

Esthetic.

PoliDent



- 01 Polident PMMA CAD-CAM discs
multilayer, basic, splint
- 02 Polident Pink CAD-CAM discs
basic
- 03 Polident Casting CAD-CAM discs
- 04 Polident Model CAD-CAM discs
- 05 Polident X-ray CAD-CAM discs



The multi-colored disc consists of five color shades with gentle color transitions that provide a natural look

01 Discs

PoliDent PMMA CAD-CAM *disc* MULTILAYER

Multi-layered, pre-coloured PMMA discs for making temporary crowns and bridges. A multi-layered disc is composed of five shades of colour with gentle colour transitions that give it a natural look.

Characteristics: Vickers hardness: 26 HV. Flexural strength: min. 114 MPa. E-Module: min. 2771 MPa. Residual monomer < 1%.
Diameter: 95 - 98,5 mm. Thickness: 15, 16, 18, 20 mm.

Indications: temporary crowns and bridges

Colours: A1, A2, A3, B1

High quality. Time saving. Esthetic.



01 Discs

PoliDent PMMA CAD-CAM *disc* BASIC

Suitable for fabrication of temporary crowns and bridges and for verifying the bridge on the plaster model/ in mouth before the final ZrO₂ milling process

Characteristics: Vickers hardness: 26 HV. Flexural strength: min. 114 MPa. E-Module: min. 2771 MPa. Residual monomer < 1%.

Diameter: 95 - 98,5 mm. Thickness: 12, 13, 14, 15, 16, 18, 20, 25 mm.

Indications: temporary crowns and bridges, verification of the bridge on the plaster model/ mouth

Colours: A1, A2, A3, B1, B2, B3, BL1, BL2, BL3
enamel colours: E1, E2

*Upon request we can supply also other shapes, diameters and/or designs.

High quality. Time saving. Esthetic.



Discs 01

PoliDent

PMMA CAD-CAM *disc* SPLINT

Suitable for fabrication of splints

Characteristics: Vickers hardness: 26 HV. Flexural strength: min. 114 MPa. E-Module: min 2771 MPa. Residual monomer < 1%.
Diameter: 95 - 98,5 mm. Thickness: 12, 13, 14, 15, 16, 18, 20, 25 mm.

Indications: bite guards, therapeutic splints, drilling templates, bite regulators

Colours: CLEAR
BERRY, BLUE , GREEN, ORANGE

High quality. Time saving. Esthetic.



02 Discs

PoliDent **PINK CAD-CAM***disc* **BASIC**

Can be used to mill digitally designed highly esthetic and functional dentures

Characteristics: Vickers hardness: 26 HV. Flexural strength: min. 114 MPa. E-Module: min. 2771 MPa. Residual monomer < 1%.
Diameter: 95 - 98,5 mm. Thickness: 25, 27, 30 mm.

Indications: full dentures, partial dentures, temporary immediate load implant dentures

Colours: pink, pink veind

High quality. Time saving. Esthetic.



Discs

PoliDent

CASTING CAD-CAM *disc*

Can be used for milling castable frameworks for metal casting and castable layers for press ceramic

Characteristics: Produced of 100% organic material that burns-out without any residual ash.
Diameter: 95 - 98,5 mm. Thickness: 12, 15, 18, 20, 25, 30 mm. Colour: transparent.

Indications: milling frameworks for casting, milling castable layers for press ceramic, verifying frameworks on plaster model/ in mouth before final ZrO_2 milling (especially recommended for larger ZrO_2 frameworks)

High quality. Time saving. Esthetic.





PoliDent

MODEL CAD-CAM *dise*

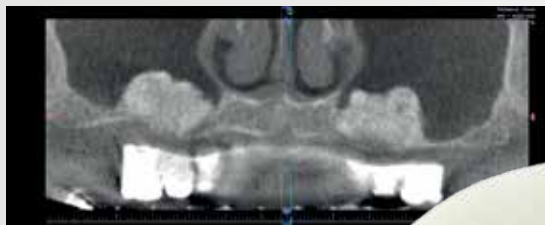
Suitable for milling dental models

Characteristics: This is a special, highly-compressed material with exceptional abrasion resistance. The model doesn't absorb liquids so it is recommended for ceramic layering. Nevertheless, it has excellent milling ability. Available in two densities.

Diameter: 98,5 mm. Thickness: 25 mm.

Indications: Milling of stumps/ dies, working models and antagonists. Digital models are CAD designed from 3D data acquired with a wide range of digital impression-taking solutions.

High quality. Time saving. Esthetic.



05 Discs

PoliDent

X-RAY CAD-CAM *disc*

X-ray visible disc used for milling diagnostic stents for implant planning

Contains X- ray visible powder.
Homogeneous mix ensures best visibility.

Characteristics: Prevents light scattering.

Diameter: 95 - 98,5 mm. Thickness: 12, 14, 15,
16, 18, 20, 25 mm.

Indications: allows visibility of teeth setup in the
X-ray CAT scan for implant planning and
determination

High quality. Time saving. Esthetic.

PoliDent

since 1958



Are you interested in other color, shape, material?

NO PROBLEM!

**WE CAN DEVELOP and
PRODUCE IT FOR YOU!**

* for bigger quantities



Polident CAD CAM discs



High quality. Time saving. Esthetic.

PoliDent

since 1958



PoliDent

 since 1958

Polident d.o.o. Dental Products Industry

Volčja Draga 42
5293 Volčja Draga
Slovenija

Tel: + 386 5 330 48 40
Fax: + 386 5 330 48 70
polident@polident.si

www.polident.si

Date: 23.01.2019